



WEEK 2




Based on John 4 v 1 - 30



SAMPLE



Please note: This is all in black and white in print




This week the girls will learn:

Jesus knows all about us and He loves each one of us very much.

Jesus meet the Samaritan woman.



Jesus knows all about us and He loves each one of us very much



When telling this story encourage the girls to make the faces of the different expressions in the story eg. tired-pat your hand over your mouth, angry (for the people who didn't like the woman)-screw your face into a frown, surprised-raised eyebrows and create an "o" shaped mouth, realised-point your finger to your head and nod, love-cross hands over your heart, excited-happy face, bouncy, clapping hands.

Jesus was travelling through a country called Samaria, and He was making Jesus very tired and thirsty. When Jesus came to a well, He sat down for a rest. While He was resting a Samaritan woman came to get some water. The people in the town were surprised because she had done things that were not right. They wanted to spend time with

Jesus asked the woman if she had any living water. She said she had a well of taps and His love for

The Samaritan woman realised she needed this living water. She asked Jesus to love her and forgive her and to be

The Samaritan woman was very surprised about meeting Jesus and hearing what He had to say. She was so excited in fact that she rushed off to tell others about Him. As she told more and more people about meeting Jesus, more and more people believed in Him.

Jesus can use anyone to tell others about Him, no matter who we are, where we live or what age we are.

Jesus can even use you!



Dear God,
Thank you that you are a loving God who knows everything about us and loves us.

Help us to tell others about you, no matter who we are or what age we are.
Amen.

Jesus meets the Samaritan woman. CONTD


ACTIVITY BOOK

This week the girls are asked to help the Samaritan woman find Jesus sitting by the well in the middle of the maze.

At the bottom of the page is a picture of Jesus and the Samaritan woman speaking by the well. However her water jar is missing. Ask the girls to stick the water jar sticker in it's place by the woman at the well (there are dotted lines to guide them).

There is one other sticker which features a picture of the Samaritan woman with the teaching point "Jesus loves me". Use this either for the bookmark at the back or for the girls to use whichever way they please to remind them of the teaching point.

If there is time allow the girls to colour in the picture at the end.



CRAFT TIME

1. Get the girls to decorate a yogurt pot with brown paper to look like bricks).
2. Have the memory verse printed or to colour it in blue like
3. Stick one end of the "water" with

SAMPLE
Please note: This is all in black and white in print




... some water, Jesus was
... was changed for ever after.
... well to tell others of Jesus, Jesus is
... wants to be with us for ever after.



GAME TIME

Explain to the girls that in Bible times (and in some countries even today), woman would be seen carrying water jugs on their heads as they walked to and from the well.


Play relay races where the girls have to balance bean bags on their heads just like the jugs of water.



MEMORY VERSE

"O Lord, you have searched me and you know me."
Psalm 139 v 1-2

Jesus
loves
me



SAMPLE
Please note: This is all in black and white
in print



Page 5
of Explorer
Activity
Book